

Can decarbonisation help to level up the economy

Thursday 16 July, 11:00 to 12:00

Simon Jeffrey, Policy Officer

Centre for Cities

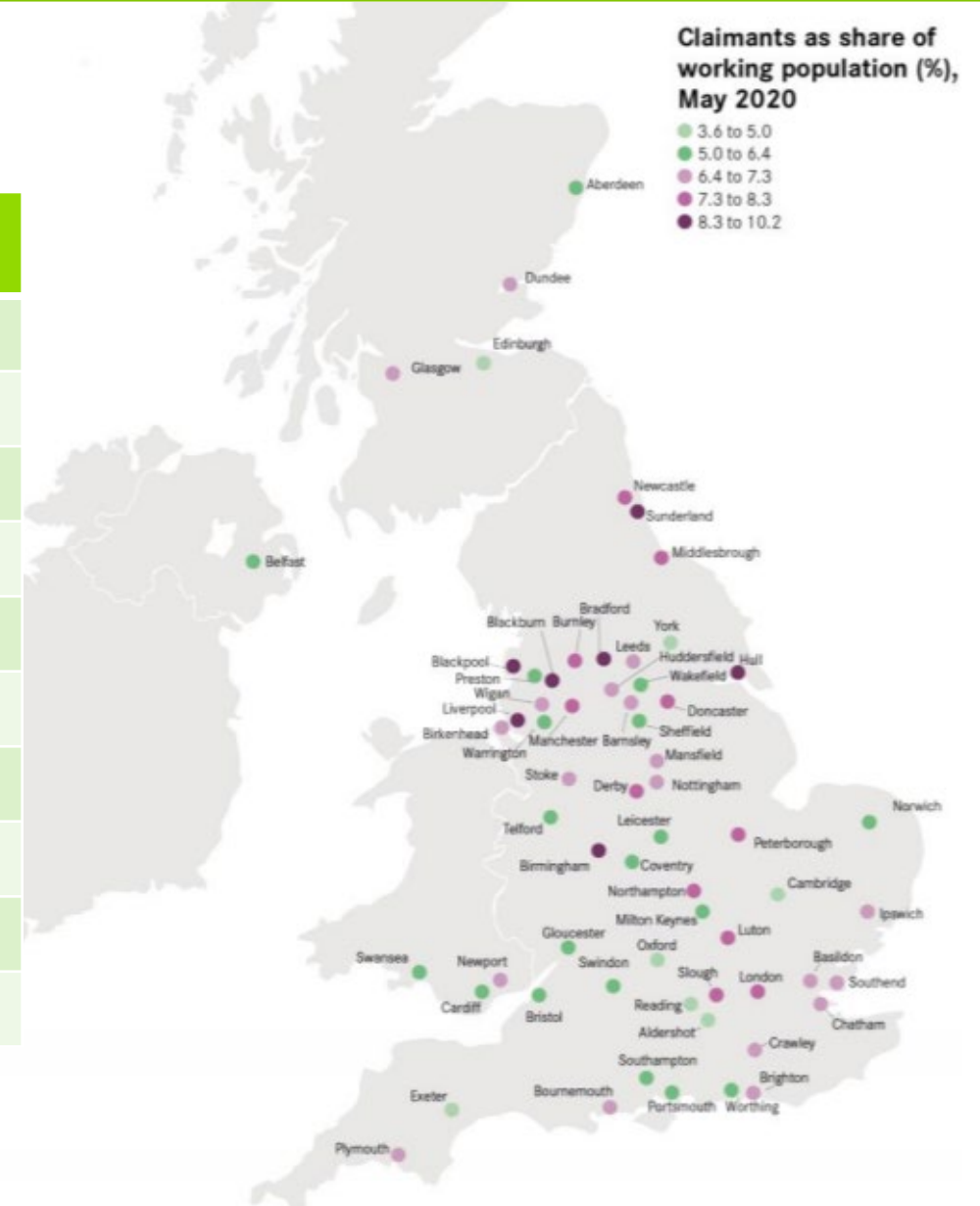
@sjeffrey01



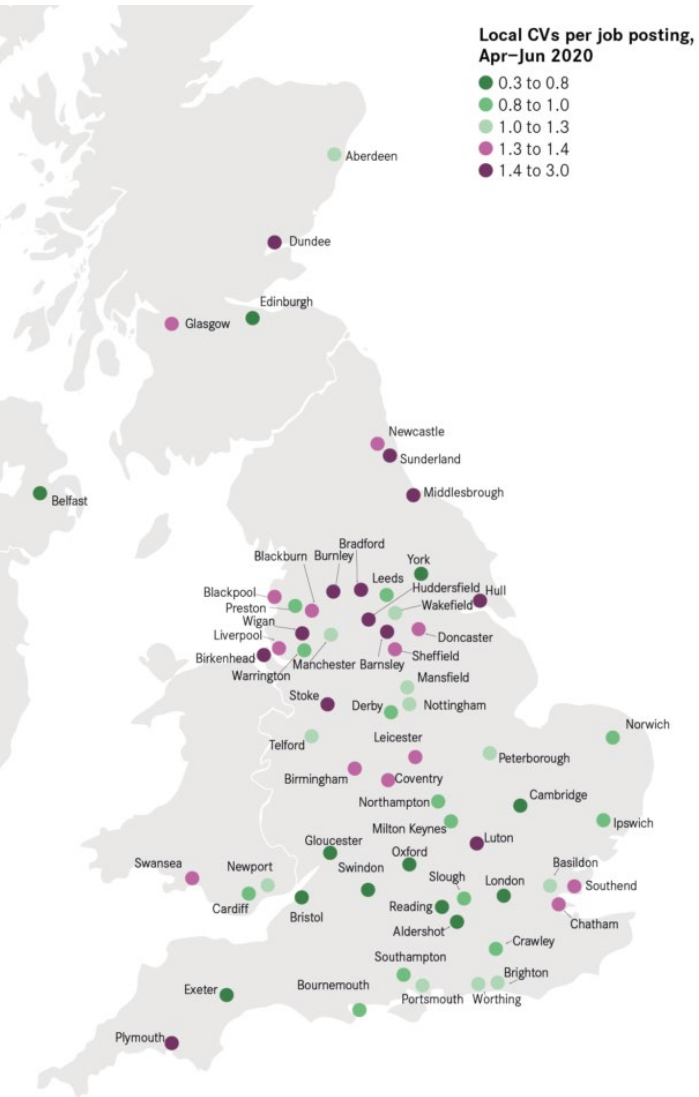
Unemployment today

Claimant Count as share of all working age population (%), June

1	Blackpool	9.9	54	Norwich	5.3
2	Hull	9.7	55	Aberdeen	5.3
3	Birmingham	9.4	56	Warrington	5.2
4	Bradford	9.2	57	Edinburgh	4.9
5	Liverpool	8.7	58	Reading	4.8
6	Luton	8.4	59	Aldershot	4.3
7	Blackburn	8.3	60	Oxford	4.3
8	Sunderland	8.3	61	Exeter	4.1
9	Middlesbrough	8.2	62	Cambridge	4.0
10	Burnley	8.0	63	York	3.5



Competition for jobs is intense



	City	CVs/job ad		City	CVs/job ad
1	Middlesbrough	3.0	54	Swindon	0.8
2	Sunderland	2.2	55	York	0.8
3	Dundee	1.9	56	Belfast	0.8
4	Luton	1.8	57	Aldershot	0.7
5	Burnley	1.7	58	London	0.7
6	Birkenhead	1.7	59	Bristol	0.7
7	Barnsley	1.7	60	Exeter	0.6
8	Bradford	1.6	61	Reading	0.6
9	Huddersfield	1.6	62	Oxford	0.4
10	Hull	1.6	63	Cambridge	0.3

Government retrofit jobs plan

£3 billion investment in homes and public buildings:

*“Taken together, we expect these measures to make over 650,000 homes more energy efficient, save households up to £300 a year on their bills, cut carbon by more than half a mega tonne per year, equivalent to taking 270,000 cars off the road, and, **most importantly right now, support around 140,000 green jobs**”*

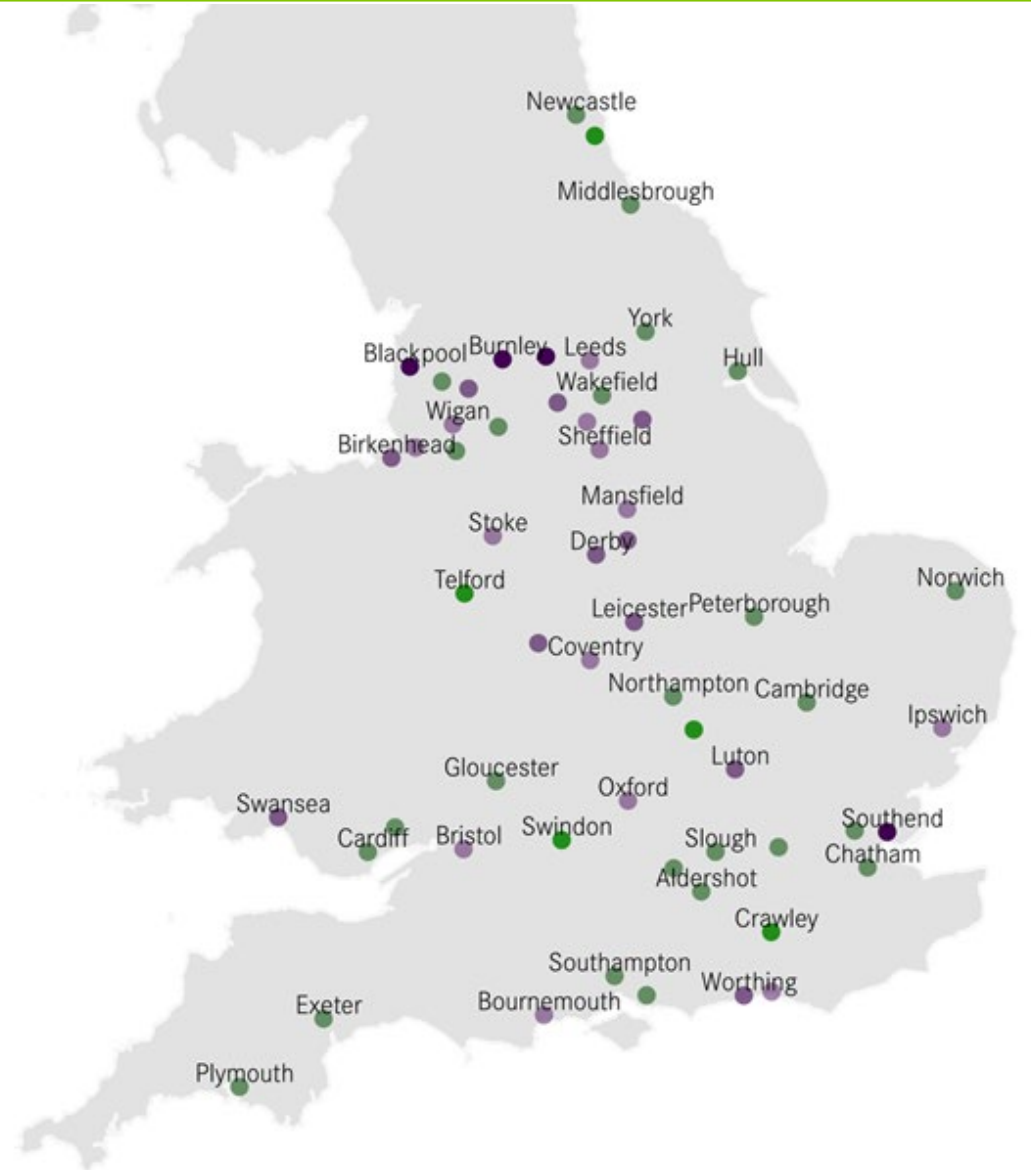
Rt Hon Rishi Sunak MP, 8 July 2020



Home energy efficiency across cities

Share of homes with EPC E-G

1	Burnley	35.5	50	Peterborough	16.8
2	Bradford	33.6	51	Warrington	16.7
3	Blackpool	32.6	52	Newcastle	16.3
4	Southend	31.8	53	Slough	15.7
5	Swansea	27.9	54	Basildon	15.5
6	Birkenhead	27.5	55	Sunderland	15.2
7	Derby	27.3	56	Swindon	13.7
8	Birmingham	27.1	57	Telford	13.5
9	Worthing	26.9	58	Milton Keynes	10.3
10	Nottingham	26.9	59	Crawley	10.2





Levelling up potential of retrofit?

City	Claimant count	EPC E-G	City	Claimant count	EPC E-G
Blackpool	9.9	32.6	Preston	5.3	20.4
Hull	9.7	19.6	Bristol	5.3	22.2
Birmingham	9.4	27.1	Norwich	5.2	19.2
Bradford	9.2	33.6	Warrington	4.9	16.7
Liverpool	8.7	22.5	Reading	4.8	19.1
Blackburn	8.4	26.0	Aldershot	4.3	19.1
Luton	8.3	25.3	Oxford	4.3	20.9
Sunderland	8.3	15.2	Exeter	4.1	18.2
Middlesbrough	8.2	20.3	Cambridge	4.0	18.2
Burnley	8.0	35.5	York	3.5	18.0